


# Specification of LED modules

Product : P6(3528)-16x32pixel-96x192-8S-Indoor	PN : <b>LMD-P6-1R2C-8S</b>
--	----------------------------

## ( 1 ) Picture




## ( 2 ) LED SPEC.

No.	Item	Description
1	LED spec.	3In-1 3528 SMD LED
2	LED Pitch	PH=6mm

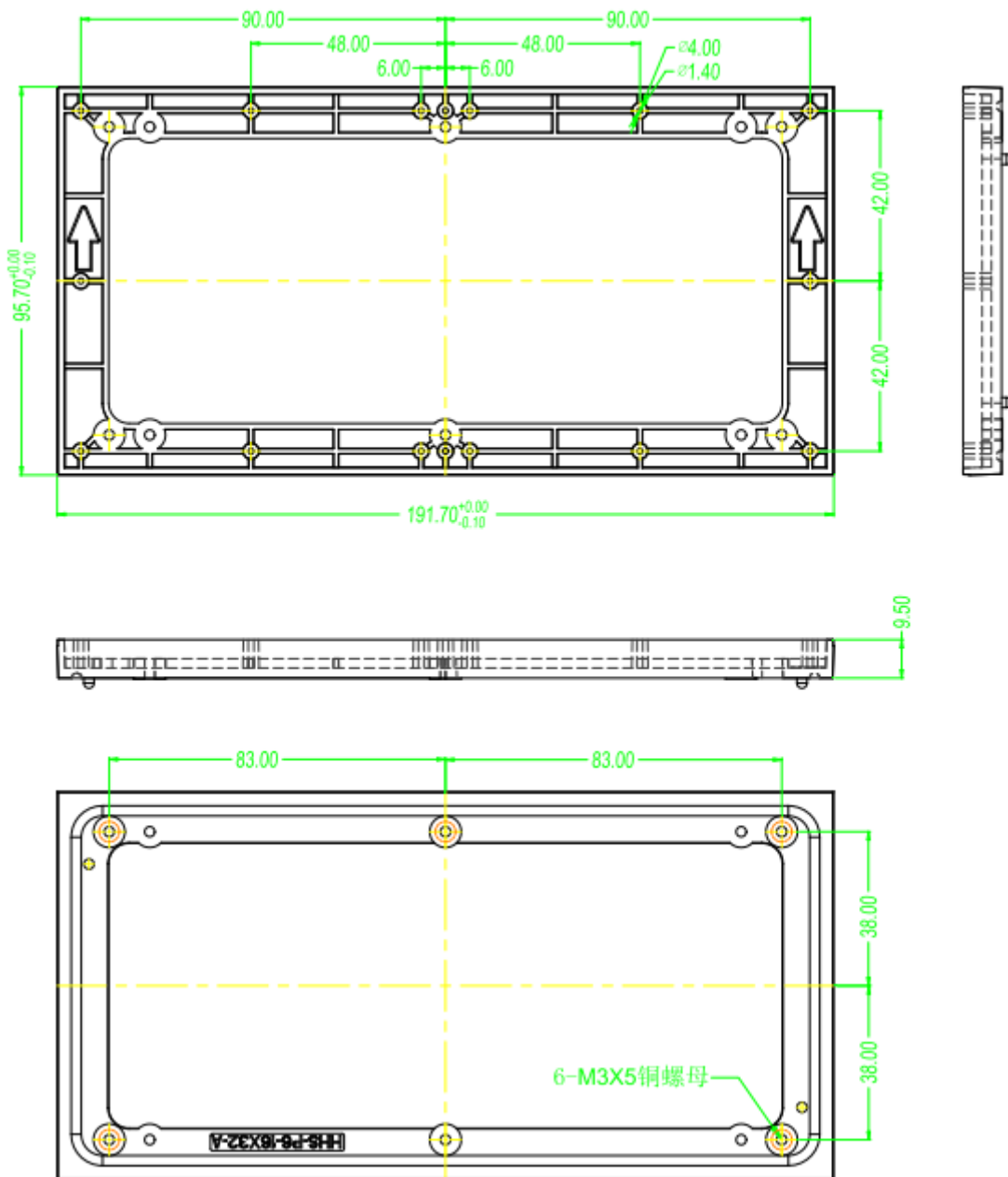
## ( 3 ) MODULE SPEC.

Size(Height x Width x Depth)	96 x 192 x 13mm
Resolution	16 x 32 dots
Density ( dots/m <sup>2</sup> )	277777 dots/m <sup>2</sup>
Weight ( Kg )	0.130kg
Brightness	≥900cd/m <sup>2</sup>
Connecter type	HUB75
Driving method	1/8 Scan
View angle	Horizontal: ≥160 degree , Vertical: ≥120 degree
Best view distance	8 ~ 18M
Color	R,G,B 4096Gray
Display color	4096*4096*4096
Life span	>8000 hours
Voltage	DC5V
Power consumption (Max.)	≤6 W/pc
Average power	≤3 W/pc (when displaying text only)
Power per 1m <sup>2</sup> (Max.)	326 W/m <sup>2</sup>
Average power per 1m <sup>2</sup>	163 W/m <sup>2</sup> (when displaying text only)
Working temperature	-20°C ~ 60°C
Working humidity	10% ~ 90%RH

( 4 ) Pin map of the data connector

Pin Map (J1)	Pin No.	Pin Name	Pin No.	Pin Name
	1	RD1	2	GD1
	3	BD1	4	GND
	5	RD2	6	GD2
	7	BD2	8	GND
	9	A	10	B
	11	C	12	P-ON-OUT,
	13	CLK	14	LATCH
	15	OE	16	GND

( 5 ) Drawing of the frame



Fixing screw : M3 x 6pcs